

Scaled data based on original data using
LM-79-08 Approved Method: Electrical and Photometric Measurements of Solid-
State Lighting Products

Test Report Prepared for
Cooper Lighting Solutions
(formerly Eaton)

Brand: McGRAW-EDISON

Report Number: P823333

Luminaire Tested: **TTN-D1-750-U-MQ**

Issue Date: 4/16/2024

Test Information

Test Method: LM-79-08
Report Number: P823333
TEST IS SCALED FROM IESNA LM-79-08 TEST DATA (G2-2312-254-8)
Test Lab: INNOVATION CENTER
Issue Date: 4/16/2024
Manufacturer: COOPER LIGHTING SOLUTIONS (FORMERLY EATON)
Product Line: MCGRAW-EDISON
Catalog Number: TTN-D1-750-U-MQ
Description: TOPTIER NANO LED PARKING GARAGE LUMINAIRE
5000K, 70 CRI LEDS AND MEDIUM DISTRIBUTION
Light Source: -
Ballast/Driver: -

Summary

Lumens per Lamp: N/A
Luminaire Lumens: 3524 lumens
Efficiency: N/A
Efficacy: 133.5 lumens/watt
Luminous Opening: Circular (Dia: 0.71' x H: 0')
IES Classification: Type V - Short
BUG Rating: B2 - U0 - G1

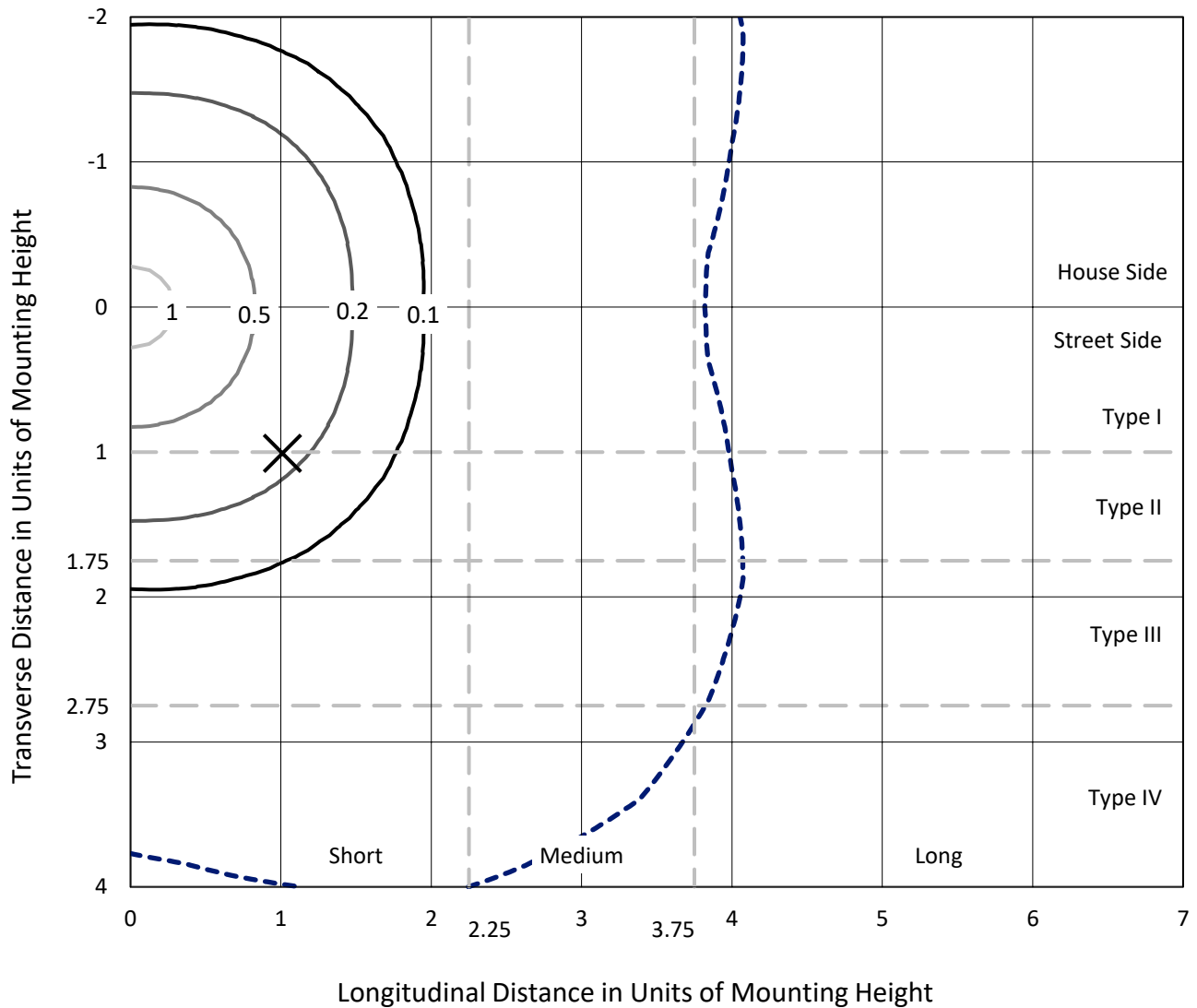
Input Watts (W): 26.4
Input Voltage (V): NR
Input Current (Ain): NR
Voltage Rise (V): NR
Power Factor: NR
Total Harmonic Distortion (THDi): NR
Frequency (hertz): 60
Stabilization Time: NR
Operation Time: NR
Ambient Temperature (°C): NR
Test Distance: 24 FT



REPORT NUMBER: P823333
 CATALOG NUMBER: TTN-D1-750-U-MQ

Iso-Footcandle Lines of Horizontal Illumination

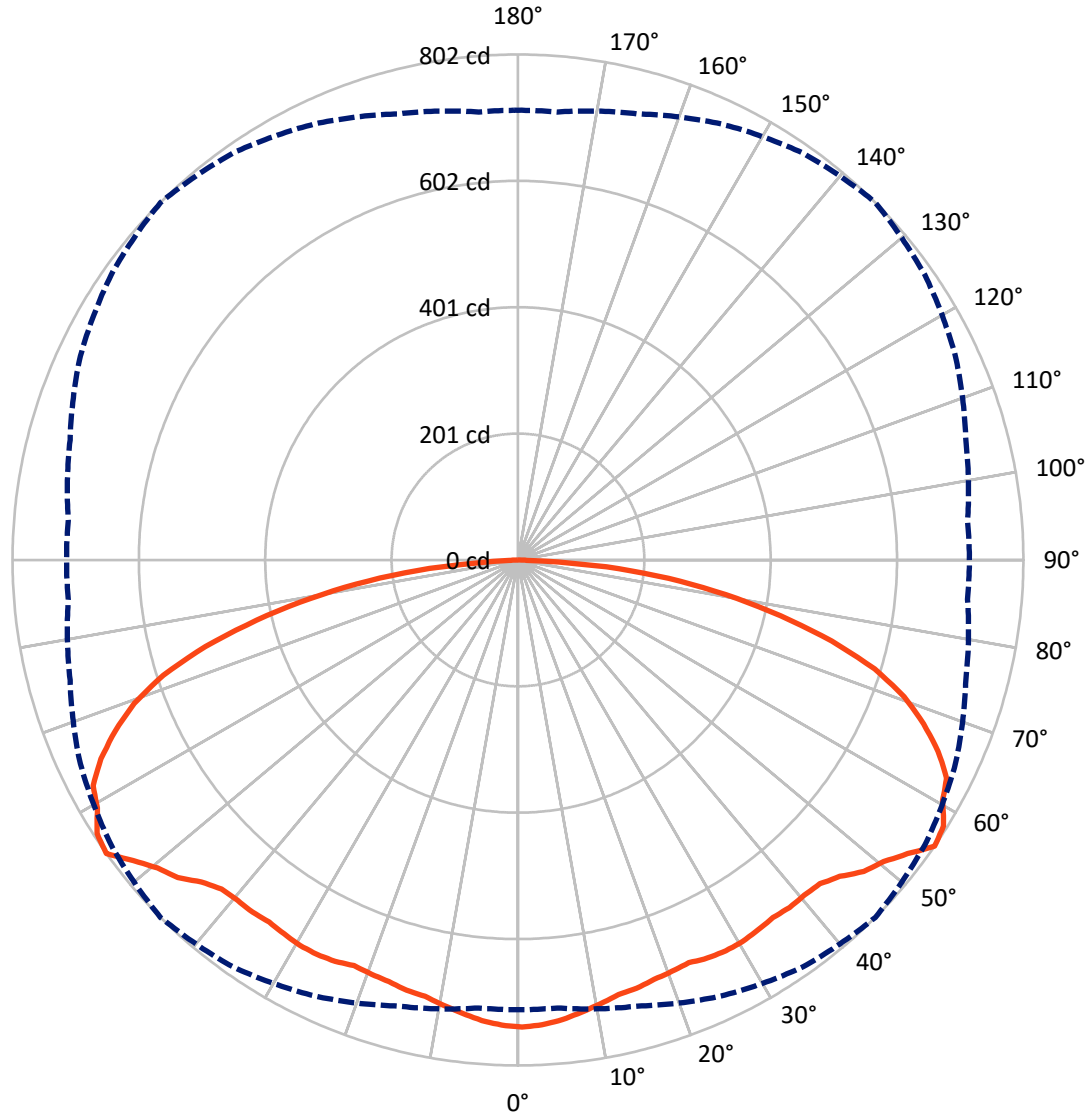
✕ Max cd
 - - - 1/2 Max cd



Based on 25 foot mounting height. Maximum calculated value = 1.2 fc
 Type V - Short - N/A

REPORT NUMBER: P823333
CATALOG NUMBER: TTN-D1-750-U-MQ

Luminous Intensity Polar Plot



— Vertical Plane Through 45-Deg Lateral - - - Horizontal Cone Through 55-Deg Vertical

REPORT NUMBER: P823333

CATALOG NUMBER: TTN-D1-750-U-MQ

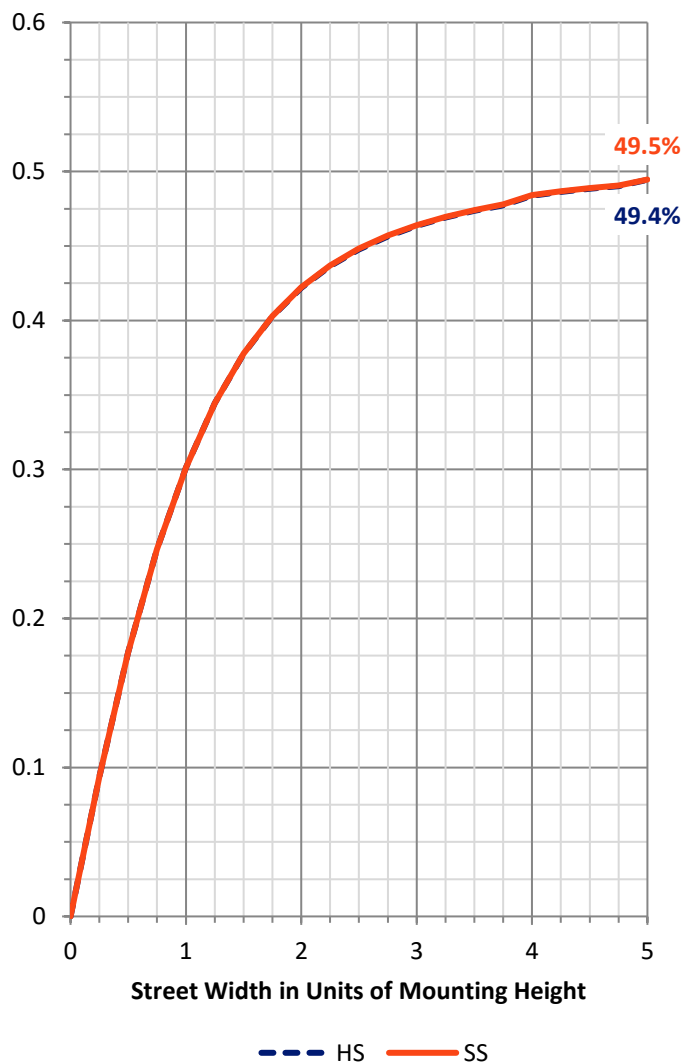
FLUX DISTRIBUTION:

		Downward	Upward	Total
House Side	Lumens	1762.0	0.0	1762.0
	% Fixture	50.0	0.0	50.0
Street Side	Lumens	1762.0	0.0	1762.0
	% Fixture	50.0	0.0	50.0
Total	Lumens	3524.0	0.0	3524.0
	% Fixture	100.0	0.0	100.0

ZONAL LUMENS:

Zone	Lumens	% Fixture
0°-10°	69.4	2.0
10°-20°	199.2	5.7
20°-30°	322.0	9.1
30°-40°	435.7	12.4
40°-50°	545.7	15.5
50°-60°	668.8	19.0
60°-70°	670.4	19.0
70°-80°	483.8	13.7
80°-90°	129.0	3.7
90°-100°	0.0	0.0
100°-110°	0.0	0.0
110°-120°	0.0	0.0
120°-130°	0.0	0.0
130°-140°	0.0	0.0
140°-150°	0.0	0.0
150°-160°	0.0	0.0
160°-170°	0.0	0.0
170°-180°	0.0	0.0
0°-90°	3524.0	100.0
0°-180°	3524.0	100.0

Coefficient of Utilization



REPORT NUMBER: P823333

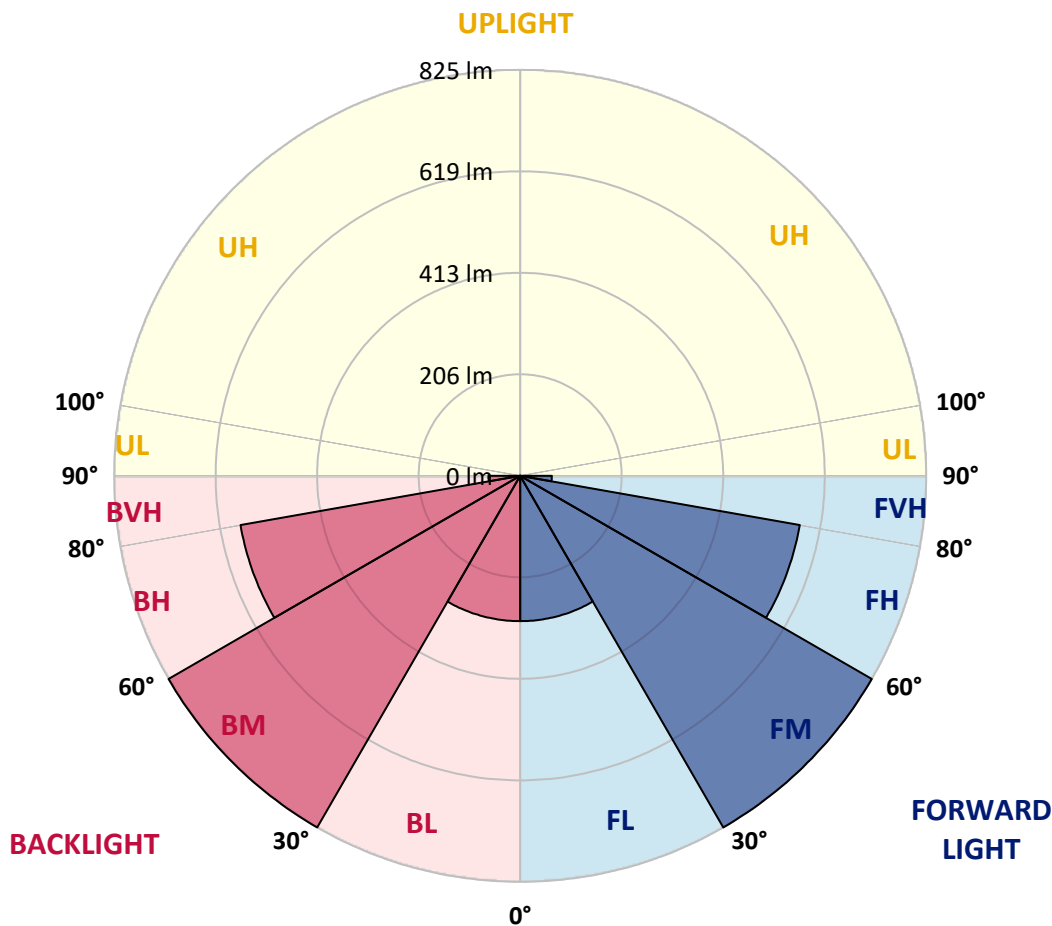
CATALOG NUMBER: TTN-D1-750-U-MQ

LUMINAIRE CLASSIFICATION SYSTEM LUMEN TABLE AND BUG RATING:

Zone	Lumens	% Fixture	Zone Rating/Lumen Limit		
			B	U	G
FL (0°-30°)	295.3	8.4			
FM (30°-60°)	825.1	23.4			
FH (60°-80°)	577.1	16.4			G0/660
FVH (80°-90°)	64.5	1.8			G1/100
BL (0°-30°)	295.3	8.4	B1/500		
BM (30°-60°)	825.1	23.4	B1/1000		
BH (60°-80°)	577.1	16.4	B2/1000		G0/660
BVH (80°-90°)	64.5	1.8			G1/100
UL (90°-100°)	0.0	0.0		U0/0	
UH (100°-180°)	0.0	0.0		U0/0	

BUG Rating: B2-U0-G1

Type V Short





REPORT NUMBER: P823333

CATALOG NUMBER: TTN-D1-750-U-MQ

CANDELA DISTRIBUTION (FULL):

	0°	5°	15°	25°	35°	45°	55°	65°	75°	85°	90°
0°	741.4	741.4	741.4	741.4	741.4	741.4	741.4	741.4	741.4	741.4	741.4
2.5°	738.7	738.7	738.7	735.9	738.7	738.7	738.7	738.7	738.7	738.7	738.7
5°	733.1	733.1	733.1	733.1	733.1	733.1	733.1	733.1	733.1	733.1	733.1
7.5°	724.8	724.8	724.8	724.8	724.8	724.8	724.8	724.8	724.8	724.8	724.8
10°	713.8	713.8	713.8	713.8	716.5	716.5	716.5	716.5	713.8	713.8	713.8
12.5°	705.5	705.5	705.5	708.2	708.2	708.2	708.2	708.2	708.2	708.2	705.5
15°	702.7	702.7	702.7	702.7	705.5	705.5	705.5	705.5	702.7	702.7	702.7
17.5°	697.2	697.2	697.2	699.9	699.9	699.9	699.9	699.9	697.2	697.2	697.2
20°	691.6	691.6	694.4	694.4	697.2	697.2	697.2	694.4	694.4	691.6	694.4
22.5°	691.6	691.6	691.6	694.4	694.4	694.4	694.4	691.6	691.6	691.6	691.6
25°	691.6	691.6	694.4	697.2	697.2	699.9	697.2	694.4	691.6	691.6	691.6
27.5°	694.4	694.4	697.2	699.9	699.9	702.7	699.9	697.2	694.4	694.4	694.4
30°	694.4	694.4	697.2	699.9	699.9	702.7	699.9	697.2	694.4	694.4	694.4
32.5°	688.9	691.6	694.4	697.2	699.9	699.9	699.9	697.2	694.4	691.6	691.6
35°	686.1	688.9	691.6	694.4	697.2	697.2	697.2	694.4	691.6	688.9	688.9
37.5°	683.3	683.3	688.9	691.6	694.4	699.9	697.2	691.6	688.9	686.1	686.1
40°	680.6	683.3	686.1	691.6	694.4	699.9	697.2	691.6	686.1	683.3	683.3
42.5°	680.6	680.6	686.1	691.6	697.2	702.7	699.9	694.4	686.1	683.3	680.6
45°	683.3	686.1	694.4	705.5	711.0	716.5	713.8	705.5	691.6	686.1	683.3
47.5°	694.4	697.2	705.5	716.5	730.4	738.7	730.4	716.5	705.5	697.2	694.4
50°	699.9	702.7	716.5	730.4	749.7	752.5	749.7	730.4	716.5	702.7	702.7
52.5°	711.0	711.0	727.6	752.5	769.1	774.6	769.1	755.3	727.6	713.8	711.0
55°	713.8	713.8	733.1	763.6	788.5	802.3	788.5	766.3	735.9	716.5	716.5
57.5°	697.2	702.7	727.6	758.0	788.5	796.8	788.5	760.8	730.4	705.5	702.7
60°	677.8	686.1	708.2	744.2	766.3	774.6	769.1	744.2	711.0	686.1	683.3
62.5°	658.4	669.5	694.4	722.1	755.3	763.6	755.3	722.1	694.4	669.5	658.4
65°	616.9	628.0	664.0	697.2	727.6	733.1	730.4	697.2	664.0	628.0	622.5
67.5°	575.4	583.7	608.6	661.2	686.1	694.4	688.9	658.4	611.4	583.7	581.0
70°	531.2	539.5	561.6	611.4	636.3	650.1	639.1	611.4	561.6	539.5	536.7
72.5°	473.1	484.1	509.0	553.3	578.2	592.0	581.0	553.3	509.0	481.4	475.8
75°	403.9	412.2	442.6	478.6	503.5	514.6	506.3	481.4	442.6	412.2	409.4
77.5°	329.2	337.5	365.2	401.1	415.0	426.0	417.7	398.4	365.2	337.5	334.7
80°	249.0	257.3	282.2	309.8	323.7	334.7	326.4	307.1	282.2	257.3	254.5
82.5°	163.2	171.5	193.7	215.8	229.6	240.7	232.4	213.0	196.4	171.5	168.8
85°	69.2	77.5	96.8	119.0	130.0	141.1	132.8	116.2	96.8	80.2	77.5
87.5°	5.5	8.3	8.3	11.1	8.3	13.8	8.3	8.3	8.3	8.3	8.3
90°	0.0	0.0	0.0	0.0	0.0	0.0	0.0	0.0	0.0	0.0	0.0

(END OF REPORT)